

TEKNOVA



TH-280

Full-digital Ultrasound Diagnostic System

Best Vision for Life

TH-280

Full-digital Ultrasound Diagnostic System

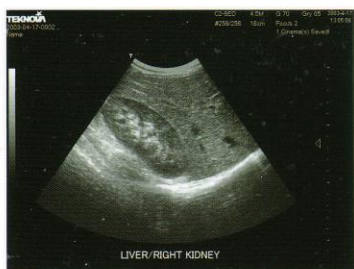


Premium Product, Discount Price

Boasting excellent performance price ratio, TH-280 has been the best seller of Teknova B/W series of ultrasound products. It has one of the largest installment base in the middle end of China's public healthcare system.



Image Gallery



• Kidney •



• Liver •



• Pancreas •



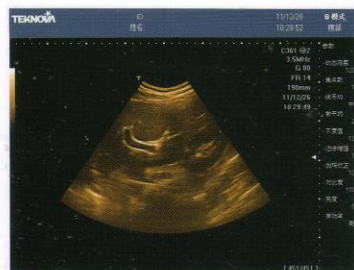
• Carotid •



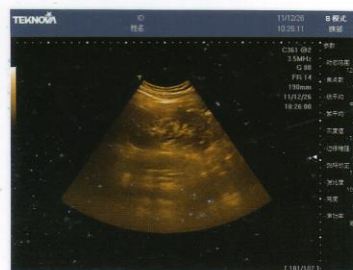
• Fetus •



• Thyroid •



• Liver •




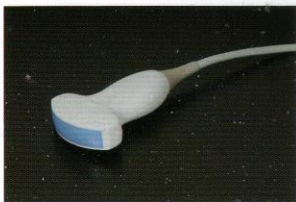
• Kidney •



• Liver •

User-friendly Configuration

- 15" High Resolution Non-interlaced LCD Monitor
- 320GB HDD
- 2 Probe Connectors
- Wide-band Frequency Transducer
- 8-band TGC
- 512-frame cine loop
- DVD-RW
- Panning Zoom
- Complete Software Package
- Patient Archive Management
- English, French, Spanish, Polish Interface




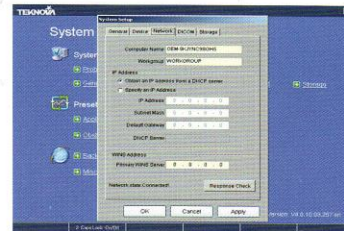


Digital Ultrasound Engine

- High-precision DBF
- DFS (Dynamic Frequency Scan)
- DRF (Dynamic Receiving Focus)
- RDA (Real-time Dynamic Aperture)
- DRA (Dynamic Real-time Apodization)
- THI (Tissue Harmonic Imaging)
- SRI (Speckle Reduction Imaging)
- Colorization

PC Platform

- Windows O/S
- Activated DICOM 3.0
- Digital Video Printing
- Dual USB Ports
- RTNT (Real-time network transfer of both images and videos)
- SVVR (Video recording up to 1 hr, a significant expansion of 512-frame cine loop)





Teknova Medical Systems Limited

Address: Teknova Building, 2 Yongjie North Road, Haidian, Beijing, 100094 China

Tel: +86-10-57682233

Fax: +86-10-57682236

international@teknova.cn

www.teknova.cn

CE 0197





