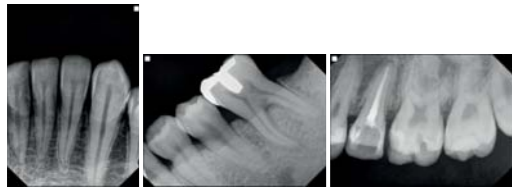


Innovate Portability : PORT-X IV

All In One Portable X-ray



1.5 ^{kg}
Light weight

0.4 ^{mm}
Focal spot

70 ^{kV}
Tube voltage

Wireless
Transfer and share X-ray image files

LCD
Full color

Battery
Li polymer
22.2VDC, 1,000mAh

Compact
170 (W) x 138 (D) x 155 (H) mm

Twain
Interface



reddot award 2017

Global Medical Engineering (BD) Ltd.

Address: 17/2, Topkhana Road (2nd Floor), Dhaka - 1000, Bangladesh.

Mobile: +8801404003523 / +8801404003524

E-mail: info@gmebd.com Website: www.gmebd.com



All In One Portable X-ray

Port-X IV

Portable Dental X-ray System

- Superior image quality
- Portable camera type
- Easy UI manipulation
- Compact size

All In One Portable X-ray

- Portable X-ray + I/O sensor integrated system
- Immediate image display on LCD with I/O sensor connections



Compact and sharp portable X-ray

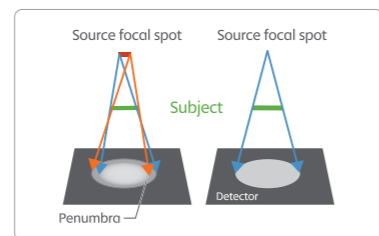
- Ergonomic design for one handed operation
- Lightweight and compact due to optimal tank design
- Image viewer with clear IPS LCD Screen **IPS**
- Winner of Red Dot Award for Design 2017

All In one portable X-ray

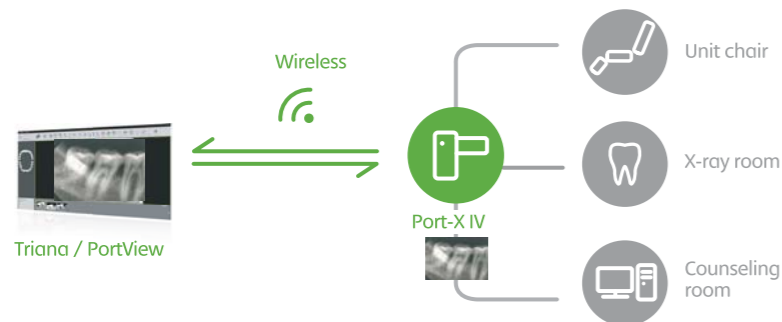
- Straightforward process for image capture with intuitive icons and track ball
- Seamless data transmission to PC & Mobile App and firmware upgrades via Wireless
- Multiple language support
- Patient and data management capabilities without a PC
- High-capacity battery capable of lasting all day without the need to recharge
Li-polymer 22.2VDC, 1,000mAh

Superior image quality

- Crystal clear images from 0.4mm Focal spot and 70kv X-ray Tube



▶ Effect of focal spot size



Network structure

Innovate Portability : PORT-X IV

All In One Portable X-ray

