

Sleek ergonomic design: Only 1.5kg with handle

Intuitive operation interface:

Configured with 3" LCD and large font for greater accessibility and visibility.

• **Bright, easy-to-view LED alarm light:** Used to indicate alarm status, enabling medical personnel to respond in a timely fashion.

• **Easier tube installation:** The horizontal door latch enables quick and easy door handling.

• **Mini USB:** For drip sensor

• **High adaptability design:** Multifunctional connector for RS232, AC, nurse call.

• **Longer Battery Life:** No less than 10hrs*

*Under specific conditions.



ME660 Infusion Pump



Shenzhen Comen Medical Instruments Co., Ltd.

Add: Floor 10, Floor 11 and Section C of Floor 12 of Building 1A & Floor 1 to Floor 5 of Building 2, FIYTA Timepiece Building, Nanhuan Avenue, Matian Sub-district, Guangming District, Shenzhen, Guangdong, 518106, P.R. China
Tel: +86-755-2640 8879 Fax: +86-755-2643 1232 Website: en.comen.com E-mail: info@szcomen.com

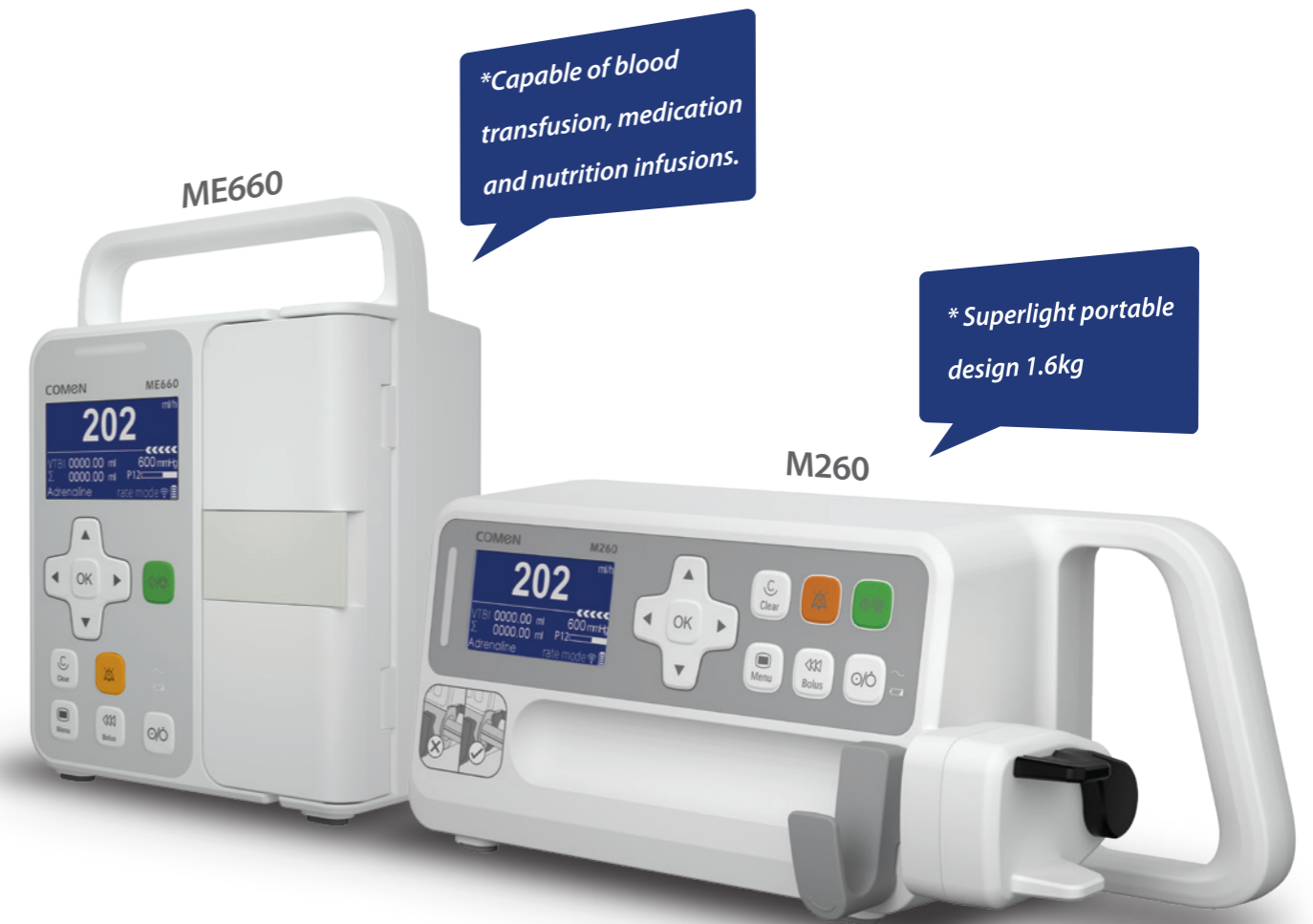
P/N: EN-ME660-8P-20220621-V1.0

Our Latest Frugal Innovations

Our next generation of economical pumps goes beyond cost.



What makes it new? It's the way you use it.








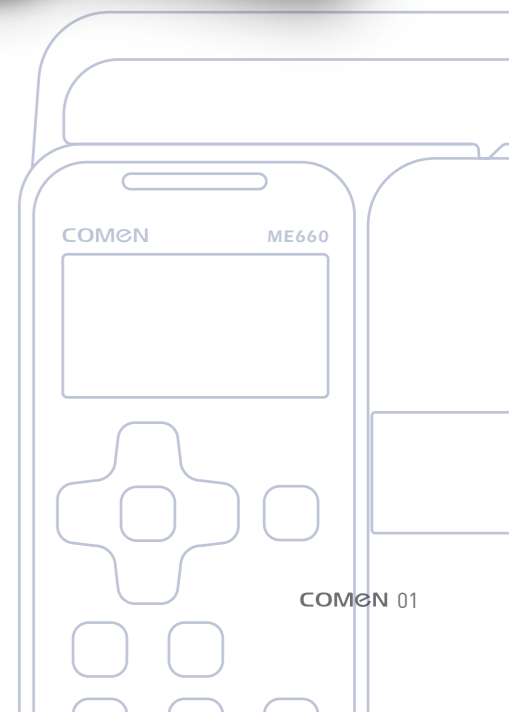
*Capable of blood transfusion, medication and nutrition infusions.

* Superlight portable design 1.6kg

EN1789 certified for use during transport and E&R scenarios.
Shielded from harsh environments with a validated **IP44** rating.

Upgraded:

-  Bigger screen. Lighter Weight
-  Wider flow rate ranges
-  Higher sensitivity and accuracy
-  Larger storage capacity
-  Longer battery endurance



The New Multifunction Comprehensive Solution



Always Ready to Go.

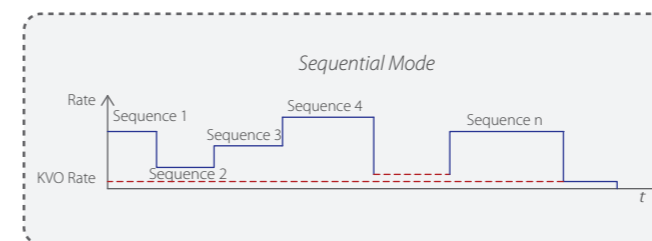
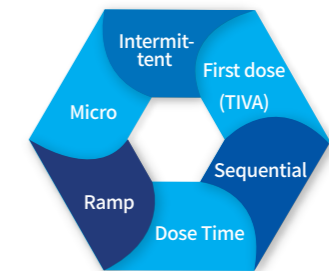
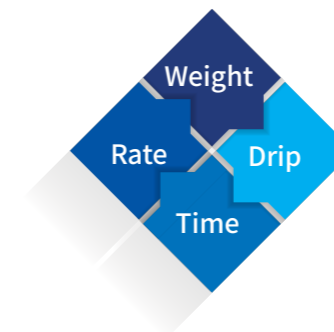


Functionally Extensive. Clinically Inclusive.

10 different working modes with wider setting ranges:

Rate/Time/Weight/Drip^[1]/Dose Time/Intermittent/Ramp/Micro/First Dose/Sequential

- Safer for pediatric/neonatal use
- Smooth & flexible workflow - up to **9** phases of ramp up/down and up to **10** sequential setups available
- Rates of up to **2000**ml/h
- Infusion Time up to ~**100**hrs^[2]



Recommended for use when multiple drugs are infused sequentially or if a specific drug requires varying rates. (e.g. administration of Amiodarone in patients with atrial arrhythmias or stable ventricular tachycardias)

* [1] Drip mode only applicable for ME660.

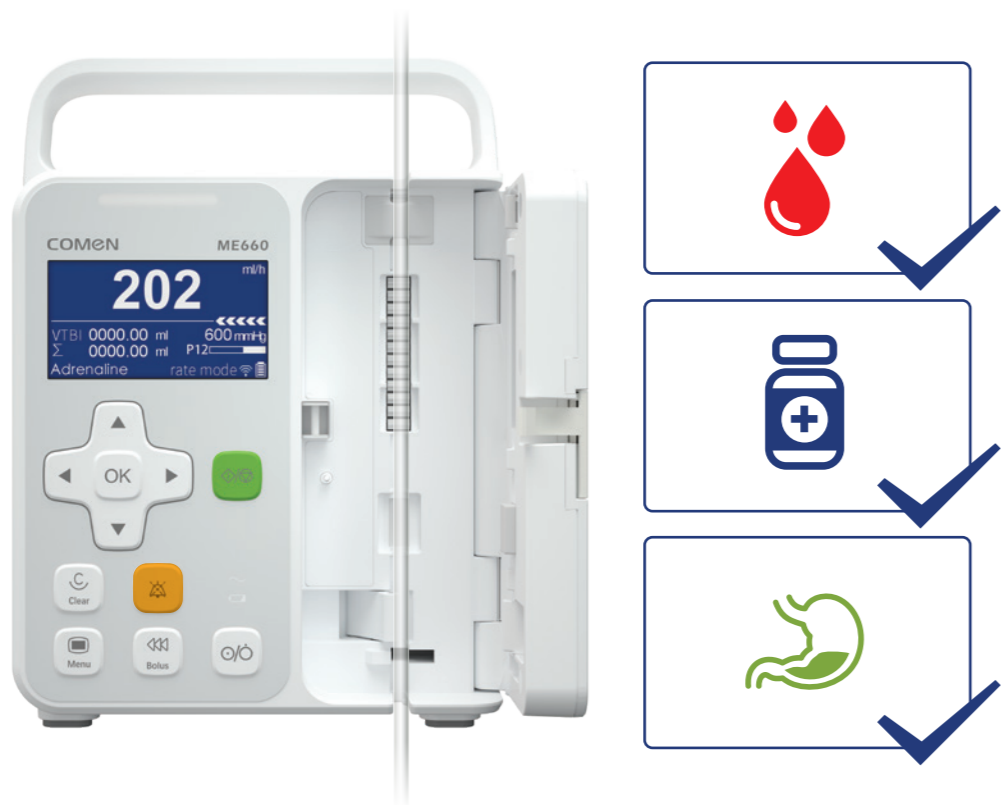
[2] Time set up 00:00:01~99:59:59 hh:mm:ss

ME660



Enhanced Sensitivity and Accuracy with Strong Functionality.

- 0.01**
Accurate increments
- ±4.5%**
Infusion accuracy^[3]
- 20ul**
Bubble detection sensitivity
- 75mmHg**
Pressure-in-line detection



• Supports specialized accessories for infusion of medication, nutrition and blood.

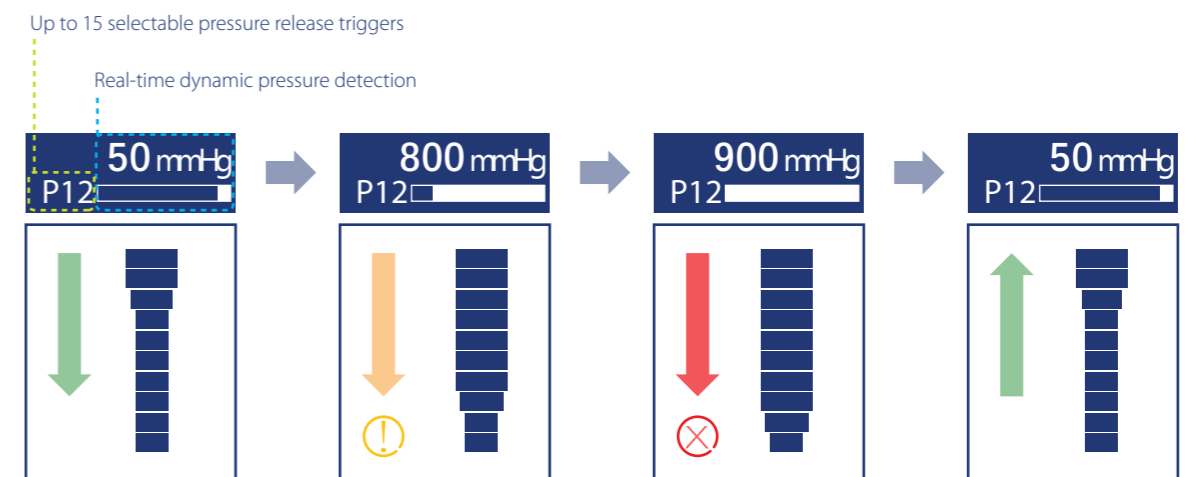
^[3] Only with specifically calibrated infusion sets.

SafeGuard: Risk Mitigation Solutions.

- Drug Library**
Up to 3,000 drug names
- Infusion Logs**
No less than 2,000 records
- Cumulant Management**
4 different auto cumulant modes^[4]

Patented DPS System

Dynamic Pressure Monitoring and Automatic Pressure Release system.



^[4] Auto cumulant modes include: Recent cumulant/Timed cumulant/Interval cumulant/24h cumulant.